



Brayton
Academy



Year 6

Transition

2026-2027



**Resilience
Multi Academy
Trust**





Contents

Contents:

- The Transition Timeline
- Transition Week
- Year 7 begins
- Getting ready for the start of term
- Uniform
- Equipment
- Transport
- Positive Discipline
- Term dates
- Attendance
- Correspondence

This booklet has been carefully put together to provide families of children moving into Year 7 with information and advice to ensure that the transition from primary to secondary education is as smooth and stress-free as it can be.

Get in Contact

Mrs. L. Jordan
Transition Lead and Head of Year 7
transition@braytonacademy.org.uk



The Transition Timeline

The information below lists all of the events that will take place between now and the start of Year 7. The events are displayed chronologically and the following pages give more information about each event.



Year 6 Meet the Tutor Evening

Thursday 25th June 2026
Timings to be confirmed

Year 6 Transition Week

Monday 6th July to Friday 10th July 2026

Term Starts

Tuesday 25th August 2026





Year 6 Meet the Tutor Evening

Thursday 25th June 2026

Prior to Transition Week, we invite families to join us for an opportunity to meet with key members of staff at Brayton Academy. You will be able to ask any questions you may have and to hear about the academy's values, systems and expectations.

There will be key presentation from Paul Carney, Principal, and an opportunity to meet your child's form tutor.

In addition to meeting your child's form tutor, you will also be introduced to other key pastoral staff.

There will be an opportunity to review uniform with displays from Classroom Clothing and Kukri.

By the end of the evening, you will have:

- Attended a presentation by Mr. Carney, outlining the Brayton core principles and our curriculum.
- Received information regarding our Positive Discipline expectations for both parents and students.
- Looked at uniform and PE kit.

We endeavour to send more information about this event alongside your child's form and tutor after all the transition visits to primary schools have taken place. This normally happens prior to our June half term break.



Year 6 Transition Week

Monday 6th July to Friday 10th July 2026

Please note: These dates are compulsory for all students who have been allocated a place at Brayton Academy. We have negotiated these start dates with primary schools and have agreed that all students can attend significant end of year primary events.

Our induction covers a full school week and has been proven to help prepare students for secondary school, reduce anxiety, and provide a settled start in August.

We have an exciting and busy programme of events planned, ranging from enrichment projects to Resilience activities. Students participate in activities that help to familiarise them with their new surroundings, meet people in their classes and experience what real lessons will be like.

During this time, we encourage students to get to know their new classmates and their form tutor properly.

The time spent familiarising themselves with teachers, students and our Academy will ensure that, when August arrives, children are far less apprehensive about what they will face.

- Students should make their way to Brayton by 8.15 am each morning.
- Students will return home at the end of the school day at 2.30pm.
- Students should bring a packed lunch. If your child is in receipt of free school meals at their primary school, they will receive a packed lunch from our canteen staff.
- Students should attend these days wearing their primary school uniform and bring a pencil case.
- Students will return to their primary school after the transition week to complete the summer term.
- Please be aware that school transport is not provided for year 6 students during transition week.



Year 7 begins Tuesday 25th August 2026

The normal school day starts at 8:15am.

At the start of each day, there will be members of Brayton Academy staff on duty who will make sure your child knows where to go. We kindly ask that parents and carers do not come on to academy site. Please arrange a convenient and safe place near to the academy to drop off and meet your children.

Students will return home at the end of the academy day at 2.30pm.

On your child's first day, you will need to arrange to send them with something to eat at lunch and break. We will provide families with their child's ParentPay account details once the child has confirmed they are attending the school by arriving on the first day. Once set up on ParentPay, they will be able to buy lunches from the school canteen if they wish.

If your child is in receipt of Free School Meals, they will be provided with lunch by the canteen from their first day.



Getting ready for the start of term

Useful contact information:

Email for transition queries: transition@braytonacademy.org.uk

Email for general queries: info@braytonacademy.org.uk

Brayton Academy
Doncaster Road Selby
North Yorkshire YO8
9QS

School Contact

Telephone: 01757 707 731
(Main Reception)
Attendance Line: 01757 293 243
Email: info@braytonacademy.org.uk

Enquiries will be dealt with by the admin team and passed to the relevant person.

If you have any queries relating to North Yorkshire Local Education Authority Admissions, School Transport or Free School Meals, please contact those departments directly using the numbers below:

Admissions Team	Pupil admissions and transfers	01609 533679
School Transport	Bus passes & general service information	01609 533693
School Meals	Apply for free school meals	01609 533693



Form groups

We place children in form groups with at least one friend who they will have picked during their primary school visit from Mrs. Jordan. This does not guarantee that they will be in academic lessons with that friend as our classes are set. Please discuss this openly with your children to prepare them before they join us.

Your first point of contact at school will be your child's Form Tutor. You will be informed of your child's form and form tutor prior to the Information Evening held in June.

Catering facilities

The academy uses a cashless system for the children to purchase school lunches and other items. Your child will be issued with a PIN when they start term and instructions on how to create a ParentPay account to top up their balance will be sent to parents/carers. We then move to using fingerprints (which you can opt out of) once the year group are established.

If you would like further information about the eligibility of free school meals, please visit: <https://www.northyorks.gov.uk/free-school-meals>

Children are welcome to bring a packed lunch/snacks for break. All food must be eaten in the dining hall. Food is not to be eaten outside. Please note: we do not allow energy drinks or chewing gum in the academy.

Included with this booklet is a form to indicate if your child has any dietary requirements/allergies. If appropriate, please complete the form and return to the academy clearly marked for the attention the Catering Team as soon as possible.




Academy Uniform

Uniform Requirements

The table below captures three different elements of our uniform for all students:

- Compulsory branded items must be worn at all appropriate times and have the Academy crest
- Non-compulsory items can be purchased if desired, but must have the Academy crest
- Non-branded items must be purchased, but do not contain the Academy crest

Academy	Compulsory Branded Items	Non-compulsory Branded Items	Non-Branded Items
Brayton Academy 	<ol style="list-style-type: none">1. Blazer2. Rugby/Netball shirt3. PE Technical T Shirt4. Key Stage Tie	<ol style="list-style-type: none">1. Jumper (NC)2. Quarter zip (NC)3. Tracksuit bottoms (NC)	<ol style="list-style-type: none">1. White shirt2. Black trousers/skirt3. Black socks4. Black shoes5. PE Shorts6. PE Socks

Please note:

Black socks are to be worn with trousers or black tights with a skirt. We do not permit socks with a skirt.

Brayton Academy Tie: KS3 (Y7, 8 and 9) Green & Blue

Plain black smart school shoes (which can be polished) – no Velcro or trainer design.

Branded items are available to purchase from Classroom Clothing Selby
Telephone: 01757 700577

<http://www.classroomclothing.co.uk/>



Academy Uniform



White long sleeved school shirt



White short sleeved school shirt



Traditional plain black school trousers
(not 'skinny' or 'ankle-grazing')



Plain black knee length school skirt with pleat

There are further illustrative pictures on our school website, alongside useful links to buy pre-loved uniform. Please visit the Brayton Academy website and look under the Students tab.



PE Uniform

To ensure all students are prepared, safe and ready to take part in lessons, we have a compulsory PE kit.

Boys' PE Kit (Compulsory)

- Kukri Brayton Academy PE t-shirt
- Navy shorts (must be suitable for PE – not casual or fashion/gym shorts)
- Navy long socks (for football and rugby)
- White sports socks (for all other lessons)

Girls' PE Kit (Compulsory)

- Kukri Brayton Academy PE t-shirt
- Navy shorts (must be suitable for PE – not casual or fashion/gym shorts) **or** plain black/navy gym leggings (*non-cotton*)
- Navy long socks (for football and rugby)
- White sports socks (for all other lessons)



Additional Requirements

Football & Rugby:

- Navy long socks must be worn
- Football boots are required

Optional (Non-Compulsory) Kit

Students may also wear:

- Plain navy or black base layers
- Brayton Academy ¼ zip top
- Plain navy track pants (*These items are optional but must be plain with no logos if not school-branded.*)

Where to Buy

- The **Brayton Academy PE t-shirt and ¼ zip** must be purchased from the **Kukri website**

•A direct link can be found on the school website under the **Students** tab

All other items can be bought from any retailer, as long as they meet the following:

- Shorts and track pants must be **plain navy**
- Leggings must be **plain black or navy and suitable for sport (not cotton)**



PE Uniform

Ordering Instructions

You must order your child's PE Kit via The Brayton Academy website under the Students tab – Our Uniform. Click on the 'Kukri Sports' link which will direct you to the Brayton Academy landing page on the Kukri Sports website.



SIZE GUIDE

Mens/Unisex Size	2XS	XS	S	M	L	XL	XXL	3XL	4XL
To Fit Chest	34"	36"	38"	40"	42"	44"	46"	48"	50"
To Fit Waist	28"	30"	32"	34"	36"	38"	40"	42"	44"
Inside Leg	32"	32"	32"	32"	32"	32"	32"	32"	32"

Women's Size	6	8	10	12	14	16	18	20	
To Fit Chest	30"	32"	34"	36"	38"	40"	42"	44"	
To Fit Waist	24"	26"	28"	30"	32"	34"	36"	38"	
Inside Leg	30"	30"	30"	30"	30"	30"	30"	30"	

Unisex/Boys Size	9/10	11/12	13/14
Age	9/10yrs	11/12yrs	13/14yrs
Height	55"	60"	64.5"
To Fit Chest	28"	30"	32"
To Fit Waist	25"	26"	27"

Unisex/Boys Size	YS	YM	YL
Age	11yrs	12yrs	13yrs
Height	57.5"	60"	62"
To Fit Chest	29"	31"	33"
To Fit Waist	25"	26"	27"

Girls Size	9/10	11/12	13/14
Age	9/10yrs	11/12yrs	13/14yrs
Height	55"	60"	64.5"
To Fit Chest	28"	30"	32"
To Fit Waist	24.5"	25"	26"

Girls Size	YS	YM	YL
Age	11yrs	12yrs	13yrs
Height	57.5"	60"	62"
To Fit Chest	28"	30"	32"
To Fit Waist	25"	26"	27"

IMPORTANT - Personalised initialed items cannot be exchanged or refunded. Non-personalised items may be exchanged.



Uniform expectations

All students must wear plain black shoes. They should not have logos or white/coloured/metallic decorative elements. **Boots and trainers are NOT allowed.** Backless footwear is inappropriate and can be a health and safety issue in some classroom environments.

School shirts and blouses must fit properly and **must have** a top button and full collar. School trousers are not to be 'skinny' fit or ankle grazing and school skirts must be pleated, knee length and worn with black tights.

Linen trousers, black denim or fitted, legging-type trousers are not acceptable.

Jewellery is not allowed in the academy for any student at any time. A single analogue watch may be worn. Any jewellery confiscated will be placed in an envelope and stored securely. It will only be returned to pupils on the following Friday at the end of the day and a detention will be issued. **Please note, smart watches are not permitted.**

Without exception, all make-up is banned in KS3 (Years 7, 8 and 9). This includes nail varnish, false nails and false eyelashes.

Coats and other outdoor clothing must not be worn inside the academy building.



Uniform expectations

Students are only allowed to have natural hair colouring; bright blondes, greens, blues, reds, silver-shades **are not allowed**. Inappropriate fashion hairstyles are also not allowed. These include: very short 'crew-cut' hairstyles, extreme styles, decorative shaved elements and motifs. A thin black headband may be worn. Please note decorative or coloured hair accessories are not permitted.

Please be aware:

Students who arrive at the academy with incorrect uniform will be removed to Isolation. Wherever possible, we will try to support by allowing the student to borrow uniform for that specific day, however, this is not always possible.

Brayton Academy does not accept notes from parents or carers explaining issues relating to uniform. If your child arrives at the academy without the correct uniform or hairstyle, for whatever reason, they will be removed to Isolation until the uniform or hairstyle has been corrected. An exception would be considered in light of a serious medical reason but only when a member of the pastoral team has seen a letter from a doctor, physiotherapist or other medical specialist to confirm that reason.

Confiscated items will be returned to pupils at the end of the day on the Friday that follows the confiscation. Items can be collected from Reception.

Where an item has been confiscated because it is deemed to be dangerous or that it poses a risk to pupil safety (sharp objects, laser pens etc.), **the item will only be returned to a parent/carer or will be disposed of.**



Uniform and Equipment



(These images are only representative examples of appropriate school shoes)

When buying school shoes and bags, please be aware of the following:

Black trainers or pumps of any kind are not permitted as uniform shoes. School shoes must be plain black with no motifs, coloured stitching or coloured/metallic areas. Boots are not permitted as uniform shoes for boys or girls. The red line on the images above indicates how the top edge of the shoe should fit under the ankle bone.



(These images are representative examples of appropriate school bags)

A student's main school bag must be large enough to properly carry an A4 ring binder. Smaller bags are not appropriate as a school bag. 'Handbag' or 'purse' type bags for girls are not appropriate.

Students arriving at the academy with incorrect footwear or bag will be removed to isolation.

General Note: Outdoor clothing (coats, scarves, gloves etc.) may be worn outside the building but must not be worn inside the building.



Basic equipment all students must have:

All students must have the basic equipment to support their learning in the classroom:

Pencil case

Black or blue ball-point pens

Pencils

Eraser

Protractor

Highlighter

Glue stick

30cm ruler

Purple Pen

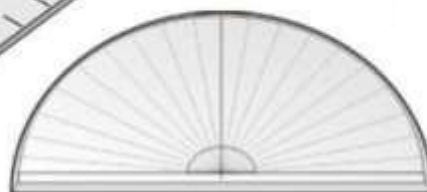
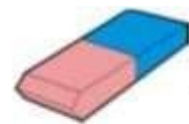
English dictionary and French Dictionary

Scientific calculator

Earphones

White board pen

Children will be supplied with a white board





Uniform and Equipment Checklist





Item		Tick when purchased	Item		Tick when purchased
A school blazer			P.E trainers		
White shirt or blouse			Scientific calculator		
School tie			Earphones		
Black school trousers or skirt			Pencil case		
Plain black belt			Black or blue ball point pens		
Black school shoes			HB pencils		
School bag			Eraser		
P.E Polo shirt (boys or girls)			Protractor		
Navy shorts (optional track-suit bottoms)			30cm ruler		
Navy Sports socks			Purple ball point pens (not felt tips)		
Rugby shirt or hooded sweatshirt			Pocket English & French dictionaries		
Football or rugby boots			Glue stick		



Transport

Brayton Academy has a wide catchment area with students attending from around Selby, Brayton and the surrounding villages.

There are many ways to travel to the academy to make sure that you arrive safely and on time. The table below is designed to help you with some of the different transport methods available and the following page provides details about the school buses.

	On foot	Many of our students live within a mile of Brayton and use this to their advantage by taking the healthy option and walking to the academy. Being aware of the dangers associated with busy road networks like the Doncaster Road and practicing good road safety is the key to enjoying this practical transport method. Please only use designated crossing areas.
	Cycle	A growing number of our students cycle to the academy, taking advantage of the bicycle sheds at the side of the academy. We ask that students wear cycle helmets whilst cycling to and from school and advise bringing personal locks to chain their bicycle to the secure shed area. We ask that bikes are padlocked securely. The Academy does not hold any responsibility for theft or damage of bikes that are not padlocked.
	By car	Please can we request that all parents/carers meet the following requirements: do not stop or park on the yellow lines in or around the Academy; do not stop or park adjacent to the central reservations that are designed to allow for safe crossing; do not stop or park in bus stops; do not park across neighbours' driveways; do not enter the Academy grounds or main car park.
	By bus	School buses are provided by North Yorkshire County Council – please see following page for more details. There is one exception to this which is the School run bus from Riccall and surrounding villages.



Buses

Academy transport is provided by North Yorkshire County Council. All information including bus passes will come directly from North Yorkshire.

Please contact North Yorkshire if you have any queries with home to school transport.

The number to contact School Transport is: 01609 780780
or email: schooltransport.services@northyorks.gov.uk

To check if your child is eligible for school transport please call: 01609 566679

The following site will provide you with all the details you will need.
<https://www.northyorks.gov.uk/school-transport-reception-year-11-children>

If you have any concerns or worries regarding buses, please contact the academy on: info@braytonacademy.org.uk

Please note the academy does not issue bus passes and has no input into the process. The only exception to this is the Riccall bus.



Riccall Bus

We are pleased to offer a dedicated school bus service for students travelling to and from Brayton Academy. This service provides a safe and convenient way for students to get to school each day.

Bus Route

The bus operates daily during term time and stops at the following locations:

- Riccall
- South Duffield
- Hemingbrough
- Cliffe
- Osgodby
- Barlby

A full timetable can be found on the following page.

Bus Capacity

At present there is a capacity of 53, If more students apply than there are seats:

- Places will be allocated on a first-come, first-served basis
- A limited number of seats will be allocated to each year group to ensure fairness
- Siblings will be considered together where possible

If the bus becomes full, students will be placed on a waiting list and families will be informed if a space becomes available.

Cost of the Bus

The bus service currently costs £750 per year, which covers travel to and from school for the full academic year, however this is reviewed annually.

Parents can choose one of the following payment options:

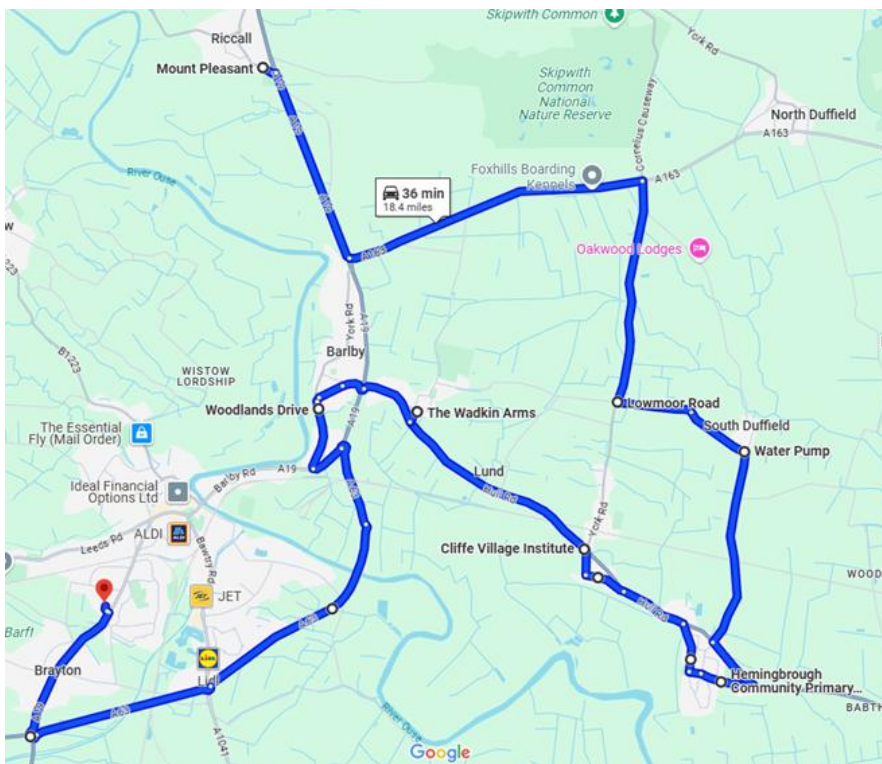
- £750 – full payment for the year
- £250 per term (three payments)
- £75 per month from September to June

Payments are made using ParentPay, payments must be made two weeks before the start of each payment period.



Riccall Bus

AM		PM	
Time	Location	Time	Location
07.25	Riccall Doctors Surgery	14.40	Depart Brayton Academy
07.37	Cliffe Common	14.55	Barlby – Woodlands Bus Stop
07.40	South Duffield – Water Pump	14.58	Osgodby – Bus Stop near Wadkin Arms
07.45	Hemingbrough – Bus Stop outside Primary School	15.01	Cliffe – Bus Stop at Institute
07.50	Cliffe – Bus Stop at Institute	15.06	Hemingbrough – Bus Stop outside Primary School
07.53	Osgodby – Bus Stop near Wadkin Arms	15.11	South Duffield – Water Pump
07.56	Barlby – Woodlands Bus Stop	15.14	Cliffe Common
08.11	Brayton Academy	15.26	Riccall Doctors Surgery





Positive Discipline

Rewards

Rewards are designed to encourage positive behaviour and attitudes towards learning.

Positive Discipline (PD) is exactly that: positive. Our aim is for students to achieve and succeed. Effort, achievement, resilience and success are recognised in a variety of different ways.

All teaching, and many non-teaching, staff are provided with **stamps** and these will be awarded in a lesson or around the academy for expected, good or excellent effort or achievement, answering questions or just being helpful. Stamps add-up and turn into **certificates, rewards and prizes**.

Alternatively, students may wish to save their stamps and if they have not spent a day in Isolation, had an exclusion or Head of School's detention during the year, they will be eligible to go on one of the annual reward trips.

Positive pupil performance will also be rewarded through:

- Subject and form tutor postcards
- Trips and tickets to school lead events
- Pizza Parties and other in-school experiences
- Positive phone calls home

Rewards System



	<p>The Major Awards Ceremony/Year 11 Prom/ Rewards Trip</p> <p>Awards to include:</p> <ol style="list-style-type: none"> 1) 100% attendance/punctuality 2) Subject prizes, effort/cross curricular commitments 3) Extra curricular commitment 4) Special achievement/Special Effort prizes <p>The major award ceremonies will be held each year and information will be sent out in advance.</p>
	<p>Leadership Team Praise</p> <p>During the PD Praise and when appropriate, students may be sent to a member of the SLT for further praise. The Principal will also see students during this time.</p>
	<p>Head of Year/ Pastoral Team</p> <p>Regular rewards will be given by Head of Year/Pastoral Teams on a regular basis, including celebration assemblies, postcards home and other reward activities.</p>
	<p>Recorded in Planner</p> <p>Stamps = Certificates</p> <p>Bronze - 500</p> <p>Silver - 1000 (contact home)</p> <p>Gold - 1500 (contact home)</p> <p>Platinum - 2000 (SLT call home)</p> <p>Diamond - 2500 (SLT call home)</p> <p>Principal - 3000 (Principal call home)</p>
	<p>Ongoing Department Rewards System</p> <p>Each department has their own style of stamp. It is expected that all good work will be rewarded with a stamp, very good 2 and excellent at least 3. Working well with others and good oral answers will also be rewarded. Form Tutors will reward good attendance and a clean slate of no negative comments.</p>

- There will be a rewards trip each year to various venues. However, it is only available to students who have met the academy attendance target and have not had an isolation, suspension or missed an academy detention.
- Praise phone calls will be made home when pupils achieve certain levels of stamps.
- Reward postcards are sent home by members of staff when it is considered appropriate to reward hard working students.





Behaviour Policy

Around the Academy Rules

- Be polite and show respect for other people.
- Do as you are told by all staff – **first time, every time.**
- Wear your academy uniform correctly at all times.
- This is your academy; look after it. Look after property and put all litter in the bins.
- Eat and drink in the right place at the right time.
- Walk around the academy sensibly & quietly and keep to the left.

Classroom Rules

- Arrive on time, fully equipped and ready to work for each lesson.
- 10 second protocol to silently prepare for work.
- Do as you are told by all staff— **first time, everytime.**
- Listen carefully when the teacher or another person is talking.
- Put your hand up and wait for permission to speak.
- Always try your best without disturbing others.
- Stand in silence at the end of lessons until you are dismissed.
- Always do your homework properly and hand it in on time.

By following these rules students will be equipped and prepared to learn and allow others to learn and teachers to teach. These rules also govern the way we should all behave in the academy between lessons and at breaks and lunchtime.

We believe that students who maintain these rules will be able to work together for success and can be rewarded accordingly.

Whilst our Behaviour Policy is available on our website and in each student's planner, more detailed information about how the policy works in school will be shared with you by Form Tutors on our Meet the Tutor Evening in June.



Other Expectations

ICT Policy

To have access to the Internet students must adhere to the following rules:

- Students must not share their password with anyone else.
- Students must not download anything that is sexist, racist, indecent or abusive.
- Students must not download any screen saver, program or game without permission from an authorised person.
- Students must not do anything that may damage or harm the school ICT system.
- Students should only use sites and materials that are appropriate to their schoolwork.
- Students are responsible for any e-mail they send and for contacts made which may result in emails being received.
- Students must not send anonymous messages or forward chain letters.
- Students must respect rules regarding the copyright of materials.
- Students must not purchase anything over the Internet
- Students must not use the Internet to make money, for a political reason or for advertising.



Other Expectations

All computer and internet use is monitored and followed up through Positive Discipline or Safeguarding process where necessary.
Failure to comply with the rules could result in removal of all network rights.

Rules about mobile phones

We recognise that different families feel differently about children having mobile phones. We understand that some parents feel that mobile phones may be necessary before and after school for some of our students. In school, however, students **must have phones turned off** and in their bags from the moment they enter the academy site until the end of the academy day.

If a mobile phone is seen or heard on the academy site, it will be confiscated (with SIM card) and returned at the end of the academy week. This is in line with our safeguarding measures in school.



Attendance

All students should strive for 100% attendance; attendance should not drop below the academy target set for this academic year of 98%.

Things you should know about our attendance expectations:

- Ensure your child attends the academy regularly, on time and be aware of your legal responsibilities.
- Ensure you contact the academy immediately whenever your child is unable to attend, using the dedicated attendance telephone number 01757 293243
- Provide a written note in your child's planner when they return to the academy.
- Ensure your child is appropriately prepared for the day.
- To respond to any messages in your child's planner regarding attendance.
- To contact the academy in confidence whenever there is a problem concerning attendance or punctuality.
- To respond to the appropriate person regarding letters of concern immediately.
- To make every effort to arrange dental and medical appointments before or after the academy day where possible and provide us with evidence of the appointment. If the appointment is unavoidable, the academy expects your child to attend before/after the appointment. A full day's absence will not be authorised for a medical appointment.
- That telephone contact numbers are available and if changed, the academy is informed immediately.
- If a student is late to the academy, an after-school detention will be issued.
- **Avoid holidays in term time:**
Due to legislation introduced by the Government, we do not authorise any holiday during academy time and a fixed penalty fine may be issued by the Authority.

Students intending to come to Brayton, whose attendance is a concern at primary school, may have their attendance monitored during the first half term at the Academy.



Attendance

Attendance Matters



Across the school year this means a student has missed at least:



Resilience
Multi Academy
Trust



Correspondence

All our correspondence to you will be through Edulink. We strongly urge each parent to set up an account to stay up to date with communication from the Academy.

Once your child has started with us, we will send an Edulink account link to you via the email you provided us with when we asked you to confirm your child's place at the Academy.

Once you have activated your account, you will be able to edit any personal information that is held for your child. The details we receive will be the same as those currently held at your child's primary school. The contact details held on Edulink will be those used by staff if they need to contact you.

We will also use this to confirm consent for the following:

- Biometric Cashless Catering System (through ParentPay)
- Use of your child's image or photography
- Agreement for our setting to administer medicines if required

All consent will be assumed unless you choose to opt out via your Edulink account.

If you feel that there is any additional information we would benefit from knowing prior to your child joining the Academy, that is unlikely to be shared with us through your child's primary school, please complete the attached form by scanning the QR code:



Term dates 2026-2027

Term dates 2026/2027												
	August 2026					September 2026					October 2026	
Monday												
Tuesday												
Wednesday												
Thursday												
Friday												
Saturday												
Sunday												
	November 2026					December 2026					January 2027	
Monday												
Tuesday												
Wednesday												
Thursday												
Friday												
Saturday												
Sunday												
	February 2027					March 2027					April 2027	
Monday												
Tuesday												
Wednesday												
Thursday												
Friday												
Saturday												
Sunday												
	May 2027					June 2027					July 2027	
Monday												
Tuesday												
Wednesday												
Thursday												
Friday												
Saturday												
Sunday												

Key:

- School Holiday
- Bank Holiday
- Training Day

To view our term dates and holidays online, please visit the school website, under the Parents/Carers tab.





Notes



Brayton Academy
Doncaster Road,
Brayton,
Selby, North Yorkshire
YO8 9QS

www.braytonacademy.org.uk
info@braytonacademy.org.uk
01757 707731

